



The Conquest of Simplicity

Product Catalogue 2013

Index:	Page
GRANDE BRIO 35 B	4
GRANDE BRIO 35 B ECORAY	5
GRANDE BRIO 35 E	6
GRANDE BRIO 35 E ECORAY	7
GRANDE BRIO 43 B	8
GRANDE BRIO 43 E	9
GRANDE BRIO 50 B	10
GRANDE BRIO 50 E	11
GRANDE BRIO RIDE ON 75 - 650	12
GRANDE BRIO RIDE ON 75 - 800	13
GRANDE BRIO RIDE ON 115 - 650	14
GRANDE BRIO RIDE ON 115 - 750	15
GRANDE BRIO RIDE ON 115 - C82	16
DURASCRUBB 43 E	17
DURASCRUBB C55 B VICTORY	18
DURASCRUBB C55 B	19
DURASCRUBB M FLEXI 55 L	20
DURASCRUBB M FLEXI 65 L	21
DURASCRUBB M FLEXI 55 HD	22
DURASCRUBB M FLEXI 65 HD	23
DURASCRUBB L FLEXI 75 24V	24
DURASCRUBB L FLEXI 75 36V	25
DURASCRUBB L FLEXI 85 24V	26
DURASCRUBB L FLEXI 85 36V	27
DURASCRUBB XL FLEXI 75	28
DURASCRUBB XL FLEXI 85	29
DURASCRUBB XL AUTO FLEXI 75	30
DURASCRUBB XL AUTO FLEXI 85	31
DURASCRUBB L FLEXI RIDE ON 75	32
DURASCRUBB L FLEXI RIDE ON 85	33
DURASWEEP 255	34
DURASWEEP 475	35
DURASWEEP 477	36
DURASWEEP 73 BT	37
DURASWEEP 73 ST	38

Index:		Page	
DURASWEEP	108 E	39	
DURASWEEP	108 S	40	
DURASWEEP	109 E	41	
DURASWEEP	109 S	42	
DURASWEEP	110 E	43	
DURASWEEP	110 S	44	
DURASWEEP	110 D	45	
DURASWEEP	125 EH	46	
DURASWEEP	125 DK	47	
DURASWEEP	170 E	48	
DURASWEEP	170 GPL + S	49	
DURASWEEP	170 D	50	
DURAVAC	BACK VACUUM B	51	
DURAVAC	BACK VACUUM E	52	
DURAVAC	UPRIGHT	53	
DURAVAC	DRY QUIET 21	54	
DURAVAC	WHITE DRY 21	55	
DURAVAC	WET & DRY 21	PPL & INOX	56
DURAVAC	WET & DRY 37	PPL & INOX	57
DURAVAC	WET & DRY 76 P	PPL & INOX	58
DURAVAC	WET & DRY 76 PP		59
DURAVAC	WET & DRY 76 TIP		60
DURAVAC	WET & DRY 76 TIP P	PPL & INOX	61
DURAVAC	WET & DRY 76 TIP PP		62
DURAVAC	INJECT & EXTRACT		63
DURASTEAM	22	64	
DURASTEAM	22 PLUS	65	
DURAHIP	C1000	66	
DURAHIP	C2000	67	
DURAHIP	H1000	68	
DURAHIP	H2000	69	
DURASHINE	13	70	
DURASHINE	17	71	
DURASHINE	17 HD	72	
DURASHINE	17 FAST	73	

GRANDE BRIO 35 B

INNOVATION IN CLEANING EQUIPMENT

TSM

grande
brío



Scrubbing path

mm 350



Solution tank

l 16



Coverage performance

m²/h 1050



Working time

h:min ~1:20

Technical data

Brush size	mm	1 x 350	Total power (nominal power)	W	450
Brush rpm	rpm	170	Brush motor (nominal power)	W	1 x 250
Brush pressure	kg	28	Traction motor (nominal power)	W	//
Squeegee width/Dry path	mm	420	Maximum slope	%	2
Recovery tank	l	18	Vacuum motor (stages x nominal power)	W	2 x 200
Voltage	V	12	Water lift	mm H ₂ O	540
Battery capacity (STANDARD DIN)	Ah/5	65 (Gel)	Dimensions LxWxH	mm	720x490x645
On board battery charger	-	12V - 8A	Weight without batteries	kg	37,5
Batteries compartment LxWxH	mm	290x190x235	Weight with batteries	kg	61
Battery weight	kg	1x23,5	Packaging	cm	79x52x77

4

grande
brío



GRANDE BRIO 35 B ECORAY

INNOVATION IN CLEANING EQUIPMENT

TSM

grande
brío



Scrubbing path

mm 350



Solution tank

l 16



Coverage performance

m²/h 1050



Working time


h:min ~1:20

Technical data

Brush size	mm	1 x 350	Total power (nominal power)	W	475
Brush rpm	rpm	170	Brush motor (nominal power)	W	1 x 250
Brush pressure	kg	28	Traction motor (nominal power)	W	//
Squeegee width/Dry path	mm	420	Maximum slope	%	2
Recovery tank	l	18	Vacuum motor (stages x nominal power)	W	2 x 200
Voltage	V	12	Water lift	mm H ₂ O	710
Battery capacity (STANDARD DIN)	Ah/5	65 (Gel)	Dimensions LxWxH	mm	720x490x645
On board battery charger	-	12V - 8A	Weight without batteries	kg	39,5
Batteries compartment LxWxH	mm	290x190x235	Weight with batteries	kg	63
Battery weight	kg	1x23,5	Packaging	cm	79x52x77
Life time UV source	h	9000	ECORAY® system power	µW/cm ²	100

5

grande
brío





Scrubbing path

mm 350



Solution tank

l 16



Coverage performance

m²/h 1050




Working time

h:min ∞

Technical data

Brush size	mm	1 x 350	Total power (nominal power)	W	460
Brush rpm	rpm	200	Brush motor (nominal power)	W	1 x 250
Brush pressure	kg	28	Traction motor (nominal power)	W	//
Squeegee width/Dry path	mm	420	Maximum slope	%	2
Recovery tank	l	18	Vacuum motor (stages x nominal power)	W	2 x 210
Voltage	V	220	Water lift	mm H ₂ O	710
Battery capacity (STANDARD DIN)	Ah/5	//	Dimensions LxWxH	mm	720x490x645
On board battery charger	-	//	Weight without batteries	kg	37,5
Batteries compartment LxWxH	mm	//	Weight with batteries	kg	//
Battery weight	kg	//	Packaging	cm	79x52x77

grande brio



GRANDE BRIO 35 E ECORAY

INNOVATION IN CLEANING EQUIPMENT

TSM

grande
brío



Scrubbing path

mm 350



Solution tank

l 16



Coverage performance

m²/h 1050



Working time


h:min ∞

Technical data

Brush size	mm	1 x 350	Total power (nominal power)	W	485
Brush rpm	rpm	200	Brush motor (nominal power)	W	1 x 250
Brush pressure	kg	28	Traction motor (nominal power)	W	//
Squeegee width/Dry path	mm	420	Maximum slope	%	2
Recovery tank	l	18	Vacuum motor (stages x nominal power)	W	2 x 210
Voltage	V	220	Water lift	mm H ₂ O	710
Battery capacity (STANDARD DIN)	Ah/5	//	Dimensions LxWxH	mm	720x490x645
On board battery charger	-	//	Weight without batteries	kg	39,5
Batteries compartment LxWxH	mm	//	Weight with batteries	kg	//
Battery weight	kg	//	Packaging	cm	79x52x77
Life time UV source	h	9000	ECORAY® system power	μW/cm ²	100

7

grande
brío



GRANDE BRIO 43 B

INNOVATION IN CLEANING EQUIPMENT

TSM

grande
brío



Scrubbing path

mm 430



Solution tank

l 37



Coverage performance

m²/h 1550



Working time

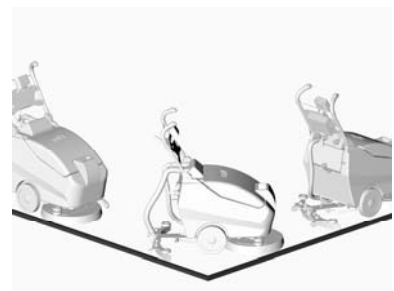
h:min >2:30

Technical data

Brush size	mm	1 X 430	Total power (nominal power)	W	1050
Brush rpm	rpm	160	Brush motor (nominal power)	W	1 x 520
Brush pressure	kg	36	Traction motor (nominal power)	W	//
Squeegee width/Dry path	mm	650	Maximum slope	%	2
Recovery tank	l	40	Vacuum motor (stages x nominal power)	W	3 x 530
Voltage	V	24	Water lift	mm H ₂ O	1460
Battery capacity (STANDARD DIN)	Ah/5	120(Wet)/105(Gel)	Dimensions LxWxH	mm	1095x620x800
On board battery charger	-	24V - 15A	Weight without batteries	kg	70
Batteries compartment LxWxH	mm	360x360x300	Weight with batteries	kg	143
Battery weight	kg	2x36,5	Packaging	cm	106x67x93,5

8

grande
brío





Scrubbing path

mm 430



Solution tank

l 37



Coverage performance

m²/h 1550



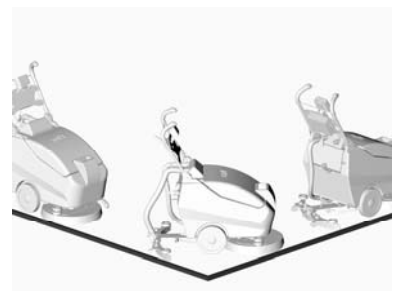
Working time

h:min ∞

Technical data

Brush size	mm	1 X 430	Total power (nominal power)	W	1400
Brush rpm	rpm	140	Brush motor (nominal power)	W	1 x 750
Brush pressure	kg	35	Traction motor (nominal power)	W	//
Squeegee width/Dry path	mm	650	Maximum slope	%	2
Recovery tank	l	40	Vacuum motor (stages x nominal power)	W	2 x 650
Voltage	V	220	Water lift	mm H ₂ O	1500
Battery capacity (STANDARD DIN)	Ah/5	//	Dimensions LxWxH	mm	1095x620x800
On board battery charger	-	//	Weight without batteries	kg	70
Batteries compartment LxWxH	mm	//	Weight with batteries	kg	//
Battery weight	kg	//	Packaging	cm	106x67x93,5

grande brio



GRANDE BRIO 50 B

INNOVATION IN CLEANING EQUIPMENT

TSM

grande
brío



Scrubbing path

mm 500



Solution tank

l 37



Coverage performance

m²/h 1800



Working time

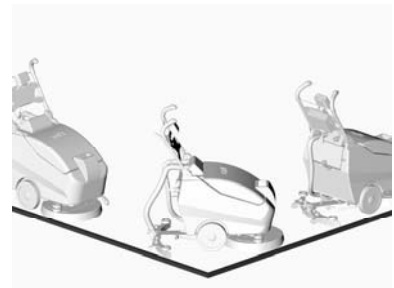
h:min >2:30

Technical data

Brush size	mm	1 X 500	Total power (nominal power)	W	1050
Brush rpm	rpm	160	Brush motor (nominal power)	W	1 x 520
Brush pressure	kg	36	Traction motor (nominal power)	W	//
Squeegee width/Dry path	mm	750	Maximum slope	%	2
Recovery tank	l	40	Vacuum motor (stages x nominal power)	W	3 x 530
Voltage	V	24	Water lift	mm H ₂ O	1460
Battery capacity (STANDARD DIN)	Ah/5	120(Wet)/105(Gel)	Dimensions LxWxH	mm	1095x620x800
On board battery charger	-	24V - 15A	Weight without batteries	kg	70
Batteries compartment LxWxH	mm	360x360x300	Weight with batteries	kg	143
Battery weight	kg	2x36,5	Packaging	cm	106x67x93,5

10

grande
brío



GRANDE BRIO 50 E

INNOVATION IN CLEANING EQUIPMENT

TSM

grande
brío



Scrubbing path

mm 500



Solution tank

l 37



Coverage performance

m²/h 1800



Working time

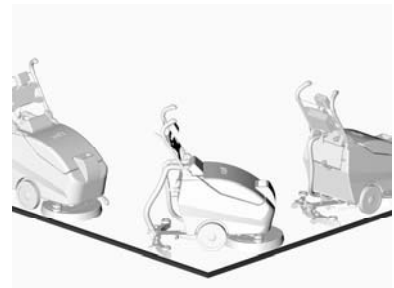
h:min ∞

Technical data

Brush size	mm	1 X 500	Total power (nominal power)	W	1400
Brush rpm	rpm	140	Brush motor (nominal power)	W	1 x 750
Brush pressure	kg	35	Traction motor (nominal power)	W	//
Squeegee width/Dry path	mm	750	Maximum slope	%	2
Recovery tank	l	40	Vacuum motor (stages x nominal power)	W	2 x 650
Voltage	V	220	Water lift	mm H ₂ O	1500
Battery capacity (STANDARD DIN)	Ah/5	//	Dimensions LxWxH	mm	1095x620x800
On board battery charger	-	//	Weight without batteries	kg	70
Batteries compartment LxWxH	mm	//	Weight with batteries	kg	//
Battery weight	kg	//	Packaging	cm	106x67x93,5

11

grande
brío



GRANDE BRIO RIDE ON 75 - 650

INNOVATION IN CLEANING EQUIPMENT

TSM

grande
brío



Scrubbing path

mm 650



Solution tank

l 75



Coverage performance

m²/h 3250



Working time

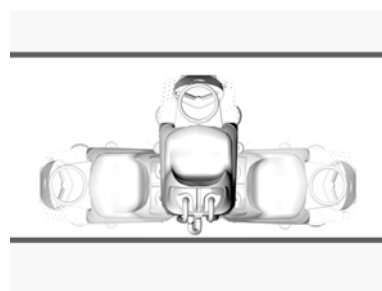
h:min > 3h

Technical data

Brush size	mm	4 X 180	Total power (nominal power)	W	1630
Brush rpm	rpm	190	Brush motor (nominal power)	W	4 x 100
Brush pressure	kg	25	Traction motor (nominal power)	W	700
Squeegee width/Dry path	mm	650	Maximum slope	%	10
Recovery tank	l	80	Vacuum motor (stages x nominal power)	W	3 x 530
Voltage	V	24	Water lift	mm H ₂ O	1590
Battery capacity (STANDARD DIN)	Ah/5	150(Wet)	Dimensions LxWxH	mm	1150x780x1300
On board battery charger	-	24V - 20A	Weight without batteries	kg	150
Batteries compartment LxWxH	mm	400x420x325	Weight with batteries	kg	260
Battery weight	kg	2x27,5	Packaging	cm	120x80x151

12

grande
brío



GRANDE BRIO RIDE ON 75 - 800

INNOVATION IN CLEANING EQUIPMENT

TSM

grande
brío



Scrubbing path

mm 800



Solution tank

l 75



Coverage performance

m²/h 4000



Working time

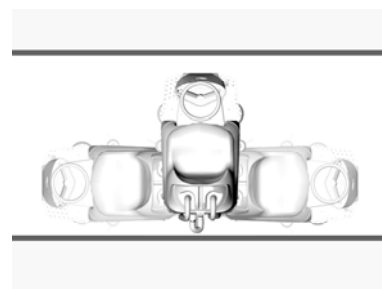
h:min > 3h

Technical data

Brush size	mm	4 X 205	Total power (nominal power)	W	2030
Brush rpm	rpm	210	Brush motor (nominal power)	W	4 x 200
Brush pressure	kg	35	Traction motor (nominal power)	W	700
Squeegee width/Dry path	mm	850	Maximum slope	%	10
Recovery tank	l	80	Vacuum motor (stages x nominal power)	W	3 x 530
Voltage	V	24	Water lift	mm H ₂ O	1590
Battery capacity (STANDARD DIN)	Ah/5	150(Wet)	Dimensions LxWxH	mm	1150x780x1300
On board battery charger	-	24V - 20A	Weight without batteries	kg	160
Batteries compartment LxWxH	mm	400x420x325	Weight with batteries	kg	270
Battery weight	kg	2x27,5	Packaging	cm	120x80x151

13

grande
brío



GRANDE BRIO RIDE ON 115 - 650

INNOVATION IN CLEANING EQUIPMENT

TSM

grande
brío



Scrubbing path

mm 650



Solution tank

l 115



Coverage performance

m²/h 3250



Working time


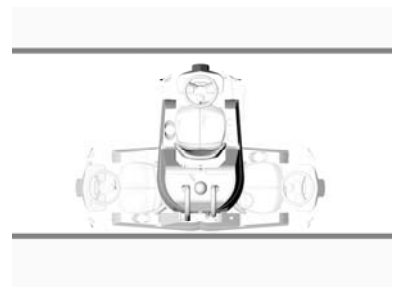
h:min >5:15

Technical data

Brush size	mm	2 X 340	Total power (nominal power)	W	2330
Brush rpm	rpm	200	Brush motor (nominal power)	W	2 x 600
Brush pressure	kg	45	Traction motor (nominal power)	W	600
Squeegee width/Dry path	mm	650	Maximum slope	%	10
Recovery tank	l	125	Vacuum motor (stages x nominal power)	W	3 x 530
Voltage	V	24 DC	Water lift	mm H ₂ O	1590
Battery capacity (STANDARD DIN)	Ah/5	320(Wet)/300(Gel)	Dimensions LxWxH	mm	1450x780x1450
On board battery charger	-	24V - 20A	Weight without batteries	kg	237,5
Batteries compartment LxWxH	mm	510x415x450	Weight with batteries	kg	477,5
Battery weight	kg	4x60	Packaging	cm	169x95x160

14

grande
brío



GRANDE BRIO RIDE ON 115 - 750

INNOVATION IN CLEANING EQUIPMENT

TSM

grande
brío



Scrubbing path

mm 750



Solution tank

l 115



Coverage performance

m²/h 3750



Working time


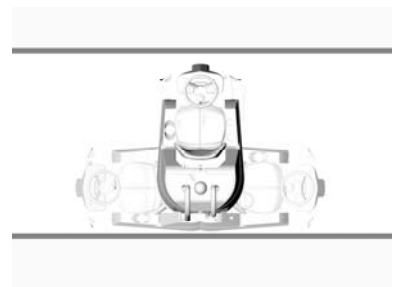
h:min >4:45

Technical data

Brush size	mm	2 X 390	Total power (nominal power)	W	2330
Brush rpm	rpm	200	Brush motor (nominal power)	W	2 x 600
Brush pressure	kg	55	Traction motor (nominal power)	W	600
Squeegee width/Dry path	mm	750	Maximum slope	%	10
Recovery tank	l	125	Vacuum motor (stages x nominal power)	W	3 x 530
Voltage	V	24 DC	Water lift	mm H ₂ O	1590
Battery capacity (STANDARD DIN)	Ah/5	320(Wet)/300(Gel)	Dimensions LxWxH	mm	1500x830x1450
On board battery charger	-	24V - 20A	Weight without batteries	kg	247,5
Batteries compartment LxWxH	mm	510x415x450	Weight with batteries	kg	487,5
Battery weight	kg	4x60	Packaging	cm	169x95x160

15

grande
brío



GRANDE BRIO RIDE ON 115 - C82

INNOVATION IN CLEANING EQUIPMENT



grande
brío



Scrubbing path

mm 825



Solution tank

l 115



Coverage performance

m²/h 4100



Working time


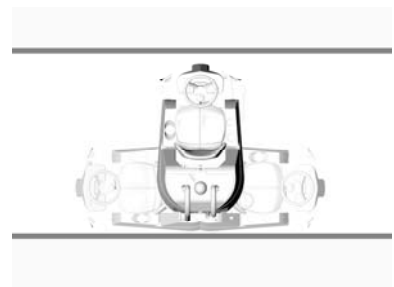
h:min >4:30

Technical data

Brush size	mm	cyl. 2 X 140 X 765	Total power (nominal power)	W	2330
Brush rpm	rpm	800	Brush motor (nominal power)	W	2 x 600
Brush pressure	kg	50	Traction motor (nominal power)	W	600
Squeegee width/Dry path	mm	850	Maximum slope	%	10
Recovery tank	l	125	Vacuum motor (stages x nominal power)	W	3 x 530
Voltage	V	24 DC	Water lift	mm H ₂ O	1590
Battery capacity (STANDARD DIN)	Ah/5	320(Wet)/300(Gel)	Dimensions LxWxH	mm	1500x950x1450
On board battery charger	-	24V - 20A	Weight without batteries	kg	242,5
Batteries compartment LxWxH	mm	510x415x450	Weight with batteries	kg	482,5
Battery weight	kg	4x60	Packaging	cm	169x95x160

16

grande
brío



DURASCRUBB INNOVATION IN CLEANING EQUIPMENT

43 E TSM



Scrubbing path

mm 430



Solution tank

l 40



Coverage performance

m²/h 1550



Working time

h:min ∞

DURASCRUBB

Technical data

Brush size	mm	1 x 430	Total power (nominal power)	W	1400
Brush rpm	rpm	140	Brush motor (nominal power)	W	1 x 750
Brush pressure	kg	25	Traction motor (nominal power)	W	//
Squeegee width/Dry path	mm	650	Maximum slope	%	2
Recovery tank	l	40	Vacuum motor (stages x nominal power)	W	2 x 650
Voltage	V	220 AC	Water lift	mm H ₂ O	1530
Battery capacity (STANDARD DIN)	Ah/5	//	Dimensions LxWxH	mm	1050x470x1070
On board battery charger	-	//	Weight without batteries	kg	95
Batteries compartment LxWxH	mm	//	Weight with batteries	kg	//
Battery weight	kg	//	Packaging	cm	111x58x120,5

17

DURASCRUBB



DURASCRUBB C55 B VICTORY

INNOVATION IN CLEANING EQUIPMENT

TSM



Scrubbing path

mm 565



Solution tank

l 40



Coverage performance

m²/h 2034



Working time

h:min >2:30

DURASCRUBB

Technical data

Brush size	mm	2 x 290	Total power (nominal power)	W	890
Brush rpm	rpm	205	Brush motor (nominal power)	W	2 x 200
Brush pressure	kg	26	Traction motor (nominal power)	W	//
Squeegee width/Dry path	mm	750	Maximum slope	%	2
Recovery tank	l	45	Vacuum motor (stages x nominal power)	W	3 x 490
Voltage	V	24 DC	Water lift	mm H ₂ O	1650
Battery capacity (STANDARD DIN)	Ah/5	120(Wet)/105(Gel)	Dimensions LxWxH	mm	1130x620x1060
On board battery charger	-	//	Weight without batteries	kg	95
Batteries compartment LxWxH	mm	360x390x310	Weight with batteries	kg	172
Battery weight	kg	2x38,5	Packaging	cm	121,5x60x121,5

18

DURASCRUBB



DURASCRUBB C55 B

INNOVATION IN CLEANING EQUIPMENT



Scrubbing path

mm 565



Solution tank

l 40



Coverage performance

m²/h 2260



Working time

h:min >2:30

DURASCRUBB

Technical data

Brush size	mm	2 x 290	Total power (nominal power)	W	1040
Brush rpm	rpm	205	Brush motor (nominal power)	W	2 x 200
Brush pressure	kg	26	Traction motor (nominal power)	W	150
Squeegee width/Dry path	mm	750	Maximum slope	%	5
Recovery tank	l	40	Vacuum motor (stages x nominal power)	W	3 x 490
Voltage	V	24 DC	Water lift	mm H ₂ O	1650
Battery capacity (STANDARD DIN)	Ah/5	120(Wet)/105(Gel)	Dimensions LxWxH	mm	1290x620x1060
On board battery charger	-	//	Weight without batteries	kg	119
Batteries compartment LxWxH	mm	345x370x290	Weight with batteries	kg	196
Battery weight	kg	2x38,5	Packaging	cm	141x72x121,5

19

DURASCRUBB



DURASCRUBB M FLEXI 55 L

INNOVATION IN CLEANING EQUIPMENT



DURASCRUBB



Scrubbing path

mm 565



Solution tank

l 50



Coverage performance

m²/h 2260



Working time

h:min ~3:30

Technical data

Brush size	mm	2 x 290	Total power (nominal power)	W	1040
Brush rpm	rpm	205	Brush motor (nominal power)	W	2 x 200
Brush pressure	kg	26	Traction motor (nominal power)	W	150
Squeegee width/Dry path	mm	750	Maximum slope	%	5
Recovery tank	l	50	Vacuum motor (stages x nominal power)	W	3 x 490
Voltage	V	24 DC	Water lift	mm H ₂ O	1650
Battery capacity (STANDARD DIN)	Ah/5	150(Wet)/105(Gel)	Dimensions LxWxH	mm	1670x620x1130
On board battery charger	-	//	Weight without batteries	kg	139
Batteries compartment LxWxH	mm	400x405x315	Weight with batteries	kg	249,4
Battery weight	kg	4x27,6	Packaging	cm	166X80X127,5

20

DURASCRUBB



DURASCRUBB M FLEXI 65 L

INNOVATION IN CLEANING EQUIPMENT



DURASCRUBB



Scrubbing path

mm 665



Solution tank

l 50



Coverage performance

m²/h 2660



Working time

h:min >2:30

Technical data

Brush size	mm	2 x 340	Total power (nominal power)	W	1040
Brush rpm	rpm	180	Brush motor (nominal power)	W	2 x 200
Brush pressure	kg	38	Traction motor (nominal power)	W	150
Squeegee width/Dry path	mm	850	Maximum slope	%	5
Recovery tank	l	50	Vacuum motor (stages x nominal power)	W	3 x 490
Voltage	V	24 DC	Water lift	mm H ₂ O	1650
Battery capacity (STANDARD DIN)	Ah/5	150(Wet)/105(Gel)	Dimensions LxWxH	mm	1670x730x1130
On board battery charger	-	//	Weight without batteries	kg	151
Batteries compartment LxWxH	mm	400x405x315	Weight with batteries	kg	261,4
Battery weight	kg	4x27,6	Packaging	cm	166X80X127,5

21

DURASCRUBB



DURASCRUBB M FLEXI 55 HD

INNOVATION IN CLEANING EQUIPMENT

TSM



Scrubbing path

mm 565



Solution tank

l 50



Coverage performance

m²/h 2260



Working time

h:min ~3:30

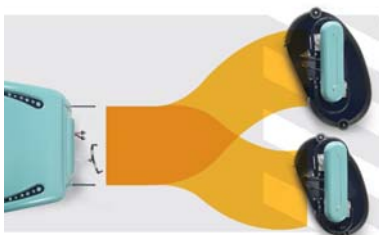

DURASCRUBB

Technical data

Brush size	mm	2 x 290	Total power (nominal power)	W	1040
Brush rpm	rpm	180	Brush motor (nominal power)	W	2 x 200
Brush pressure	kg	37	Traction motor (nominal power)	W	150
Squeegee width/Dry path	mm	750	Maximum slope	%	5
Recovery tank	l	50	Vacuum motor (stages x nominal power)	W	3 x 490
Voltage	V	24 DC	Water lift	mm H ₂ O	1650
Battery capacity (STANDARD DIN)	Ah/5	150(Wet)/105(Gel)	Dimensions LxWxH	mm	1670x620x1130
On board battery charger	-	//	Weight without batteries	kg	150
Batteries compartment LxWxH	mm	400x405x315	Weight with batteries	kg	260,4
Battery weight	kg	4x27,6	Packaging	cm	166X80X127,5

22

DURASCRUBB



DURASCRUBB M FLEXI 65 HD

INNOVATION IN CLEANING EQUIPMENT



Scrubbing path

mm 665



Solution tank

l 50



Coverage performance

m²/h 2660



Working time

h:min >2:30

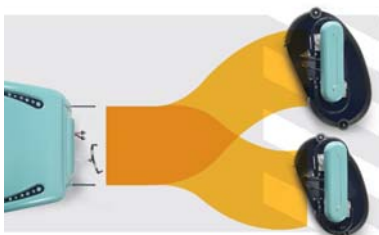

DURASCRUBB

Technical data

Brush size	mm	2 x 340	Total power (nominal power)	W	1040
Brush rpm	rpm	180	Brush motor (nominal power)	W	2 x 200
Brush pressure	kg	45	Traction motor (nominal power)	W	150
Squeegee width/Dry path	mm	850	Maximum slope	%	5
Recovery tank	l	50	Vacuum motor (stages x nominal power)	W	3 x 490
Voltage	V	24 DC	Water lift	mm H ₂ O	1650
Battery capacity (STANDARD DIN)	Ah/5	150(Wet)/105(Gel)	Dimensions LxWxH	mm	1670x730x1130
On board battery charger	-	//	Weight without batteries	kg	158
Batteries compartment LxWxH	mm	400x405x315	Weight with batteries	kg	268,4
Battery weight	kg	4x27,6	Packaging	cm	166X80X127,5

23

DURASCRUBB



DURASCRUBB L FLEXI 75 24V

INNOVATION IN CLEANING EQUIPMENT

TSM



Scrubbing path

mm 765



Solution tank

l 70



Coverage performance

m²/h 3060



Working time

h:min >4:15


DURASCRUBBER

Technical data

Brush size	mm	2 x 390	Total power (nominal power)	W	1790 - 1900
Brush rpm	rpm	200	Brush motor (nominal power)	W	2 x 450
Brush pressure	kg	47	Traction motor (nominal power)	W	400
Squeegee width/Dry path	mm	950	Maximum slope	%	5
Recovery tank	l	70	Vacuum motor (stages x nominal power)	W	3 x 490
Voltage	V	24 DC	Water lift	mm H ₂ O	1650 (24 DC)
Battery capacity (STANDARD DIN)	Ah/5	240(Wet)/180(Gel)	Dimensions LxWxH	mm	1780x820x1180
On board battery charger	-	//	Weight without batteries	kg	210
Batteries compartment LxWxH	mm	495x595x390	Weight with batteries	kg	397,2(24 DC)
Battery weight	kg	4x46,8 (24 DC)	Packaging	cm	185x90x136,5

24

DURASCRUBBER



DURASCRUBB L FLEXI 75 36V

INNOVATION IN CLEANING EQUIPMENT

TSM



Scrubbing path

mm 765



Solution tank

l 70



Coverage performance

m²/h 3060



Working time

h:min >5:15

DURASCRUBBER

Technical data

Brush size	mm	2 x 390	Total power (nominal power)	W	1790 - 1900
Brush rpm	rpm	200	Brush motor (nominal power)	W	2 x 450
Brush pressure	kg	47	Traction motor (nominal power)	W	400
Squeegee width/Dry path	mm	950	Maximum slope	%	5
Recovery tank	l	70	Vacuum motor (stages x nominal power)	W	3 x 600
Voltage	V	36 DC	Water lift	mm H ₂ O	1730 (36 DC)
Battery capacity (STANDARD DIN)	Ah/5	240(Wet)/180(Gel)	Dimensions LxWxH	mm	1780x820x1180
On board battery charger	-	//	Weight without batteries	kg	210
Batteries compartment LxWxH	mm	495x595x390	Weight with batteries	kg	490,8 (36 DC)
Battery weight	kg	6x46,8 (36 DC)	Packaging	cm	185x90x136,5

25

DURASCRUBBER



DURASCRUBB L FLEXI 85 24V

INNOVATION IN CLEANING EQUIPMENT

TSM



Scrubbing path

mm 850



Solution tank

l 70



Coverage performance

m²/h 3400



Working time

h:min >4:00

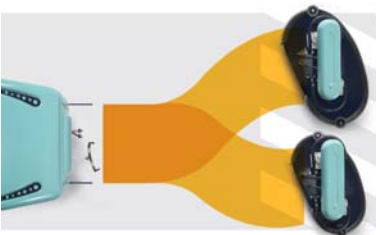
DURASCRUBBER

Technical data

Brush size	mm	2 x 440	Total power (nominal power)	W	1790 - 1900
Brush rpm	rpm	200	Brush motor (nominal power)	W	2 x 450
Brush pressure	kg	55	Traction motor (nominal power)	W	400
Squeegee width/Dry path	mm	1050	Maximum slope	%	5
Recovery tank	l	70	Vacuum motor (stages x nominal power)	W	3 x 490
Voltage	V	24 DC	Water lift	mm H ₂ O	1650 (24 DC)
Battery capacity (STANDARD DIN)	Ah/5	240(Wet)/180(Gel)	Dimensions LxWxH	mm	1810x910x1180
On board battery charger	-	//	Weight without batteries	kg	218
Batteries compartment LxWxH	mm	495x595x390	Weight with batteries	kg	405,2 (24 DC)
Battery weight	kg	4x46,8 (24 DC)	Packaging	cm	185x90x136,5

26

DURASCRUBBER



DURASCRUBB L FLEXI 85 36V

INNOVATION IN CLEANING EQUIPMENT

TSM



Scrubbing path

mm 850



Solution tank

l 70



Coverage performance

m²/h 3400



Working time

h:min >4:00

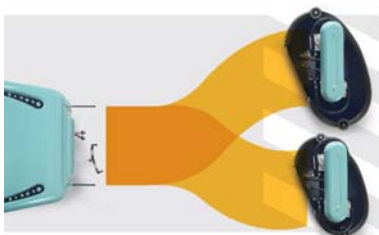
DURASCRUBB

Technical data

Brush size	mm	2 x 440	Total power (nominal power)	W	1790 - 1900
Brush rpm	rpm	200	Brush motor (nominal power)	W	2 x 450
Brush pressure	kg	55	Traction motor (nominal power)	W	400
Squeegee width/Dry path	mm	1050	Maximum slope	%	5
Recovery tank	l	70	Vacuum motor (stages x nominal power)	W	3 x 600
Voltage	V	36 DC	Water lift	mm H ₂ O	1730 (36 DC)
Battery capacity (STANDARD DIN)	Ah/5	240(Wet)/180(Gel)	Dimensions LxWxH	mm	1810x910x1180
On board battery charger	-	//	Weight without batteries	kg	218
Batteries compartment LxWxH	mm	495x595x390	Weight with batteries	kg	498,8 (36 DC)
Battery weight	kg	6x46,8 (36 DC)	Packaging	cm	185x90x136,5

27

DURASCRUBB



DURASCRUBB XL FLEXI 75

INNOVATION IN CLEANING EQUIPMENT



Scrubbing path

mm 765



Solution tank

l 100



Coverage performance

m²/h 3060



Working time

h:min >3:30

DURASCRUBB

Technical data

Brush size	mm	2 x 390	Total power (nominal power)	W	1900
Brush rpm	rpm	200	Brush motor (nominal power)	W	2 x 450
Brush pressure	kg	47 - 100	Traction motor (nominal power)	W	400
Squeegee width/Dry path	mm	950	Maximum slope	%	5
Recovery tank	l	100	Vacuum motor (stages x nominal power)	W	3 x 600
Voltage	V	36 DC	Water lift	mm H ₂ O	1730
Battery capacity (STANDARD DIN)	Ah/5	240(Wet)/180(Gel)	Dimensions LxWxH	mm	1920x820x1180
On board battery charger	-	//	Weight without batteries	kg	235
Batteries compartment LxWxH	mm	510x610x390	Weight with batteries	kg	515,8
Battery weight	kg	6x46,8	Packaging	cm	200x97x136,5

28

DURASCRUBB



DURASCRUBB XL FLEXI 85

INNOVATION IN CLEANING EQUIPMENT



Scrubbing path

mm 850



Solution tank

l 100



Coverage performance

m²/h 3400



Working time

h:min >3:30

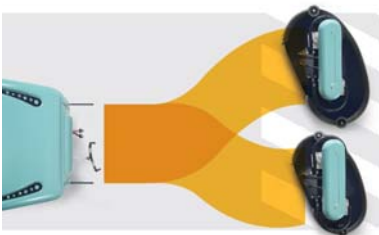
DURASCRUBB

Technical data

Brush size	mm	2 x 440	Total power (nominal power)	W	1900
Brush rpm	rpm	200	Brush motor (nominal power)	W	2 x 450
Brush pressure	kg	55 - 100	Traction motor (nominal power)	W	400
Squeegee width/Dry path	mm	1050	Maximum slope	%	5
Recovery tank	l	100	Vacuum motor (stages x nominal power)	W	3 x 600
Voltage	V	36 DC	Water lift	mm H ₂ O	1730
Battery capacity (STANDARD DIN)	Ah/5	240(Wet)/180(Gel)	Dimensions LxWxH	mm	1950x910x1180
On board battery charger	-	//	Weight without batteries	kg	242
Batteries compartment LxWxH	mm	510x610x390	Weight with batteries	kg	522,8
Battery weight	kg	6x46,8	Packaging	cm	200x97x136,5

29

DURASCRUBB



DURASCRUBB XL AUTO FLEXI 75

INNOVATION IN CLEANING EQUIPMENT

TSM



Scrubbing path

mm 765



Solution tank

l 100



Coverage performance

m²/h 3080



Working time

h:min >3:30

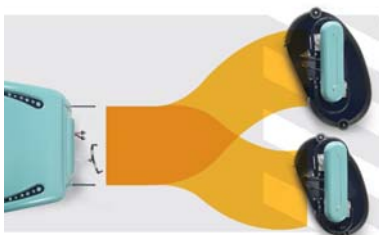

DURASCRUBB

Technical data

Brush size	mm	2 x 390	Total power (nominal power)	W	1900
Brush rpm	rpm	200	Brush motor (nominal power)	W	2 x 450
Brush pressure	kg	47 - 100	Traction motor (nominal power)	W	400
Squeegee width/Dry path	mm	950	Maximum slope	%	5
Recovery tank	l	100	Vacuum motor (stages x nominal power)	W	3 x 600
Voltage	V	36 DC	Water lift	mm H ₂ O	//
Battery capacity (STANDARD DIN)	Ah/5	240(Wet)/180(Gel)	Dimensions LxWxH	mm	1920x820x1180
On board battery charger	-	//	Weight without batteries	kg	235
Batteries compartment LxWxH	mm	510x610x390	Weight with batteries	kg	515,8
Battery weight	kg	6x46,8	Packaging	cm	200x97x136,5

30

DURASCRUBB



DURASCRUBB XL AUTO FLEXI 85

INNOVATION IN CLEANING EQUIPMENT



Scrubbing path

mm 850



Solution tank

l 100



Coverage performance

m²/h 3400



Working time

h:min >3:30

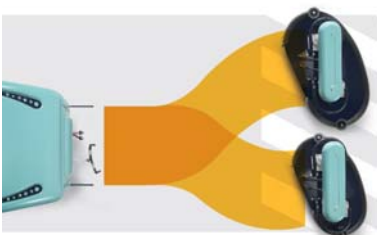
DURASCRUBB

Technical data

Brush size	mm	2 x 440	Total power (nominal power)	W	1900
Brush rpm	rpm	200	Brush motor (nominal power)	W	2 x 450
Brush pressure	kg	55 - 100	Traction motor (nominal power)	W	400
Squeegee width/Dry path	mm	1050	Maximum slope	%	5
Recovery tank	l	100	Vacuum motor (stages x nominal power)	W	3 x 600
Voltage	V	36 DC	Water lift	mm H ₂ O	//
Battery capacity (STANDARD DIN)	Ah/5	240(Wet)/180(Gel)	Dimensions LxWxH	mm	1950x910x1180
On board battery charger	-	//	Weight without batteries	kg	242
Batteries compartment LxWxH	mm	510x610x390	Weight with batteries	kg	522,8
Battery weight	kg	6x46,8	Packaging	cm	200x97x136,5

31

DURASCRUBB







DURASCRUBB L FLEXI RIDE ON 75

INNOVATION IN CLEANING EQUIPMENT



DURASCRUBBER


	Scrubbing path	<i>mm</i>	765
	Solution tank	<i>l</i>	120
	Coverage performance	<i>m²/h</i>	4590
	Working time	<i>h:min</i>	>4:30

Technical data

Brush size	mm	2 x 390	Total power (nominal power)	W	2100
Brush rpm	rpm	230	Brush motor (nominal power)	W	2 x 450
Brush pressure	kg	47 - 100	Traction motor (nominal power)	W	600
Squeegee width/Dry path	mm	850	Maximum slope	%	10
Recovery tank	l	130	Vacuum motor (stages x nominal power)	W	3 x 600
Voltage	V	36 DC	Water lift	mm H ₂ O	1730
Battery capacity (STANDARD DIN)	Ah/5	320(Wet)/300(Gel)	Dimensions LxWxH	mm	1630x830x1650
On board battery charger	-	//	Weight without batteries	kg	417
Batteries compartment LxWxH	mm	520x620x460	Weight with batteries	kg	777
Battery weight	kg	6x60	Packaging	cm	190x100x167

32

DURASCRUBBER



DURASCRUBB L FLEXI RIDE ON 85

INNOVATION IN CLEANING EQUIPMENT



DURASCRUBB



Scrubbing path

mm 850



Solution tank

l 120



Coverage performance

m²/h 5100



Working time

h:min >4:30

Technical data

Brush size	mm	2 x 400	Total power (nominal power)	W	2300
Brush rpm	rpm	250	Brush motor (nominal power)	W	1 x 1100
Brush pressure	kg	55 - 100	Traction motor (nominal power)	W	600
Squeegee width/Dry path	mm	850	Maximum slope	%	10
Recovery tank	l	130	Vacuum motor (stages x nominal power)	W	3 x 600
Voltage	V	36 DC	Water lift	mm H ₂ O	1730
Battery capacity (STANDARD DIN)	Ah/5	320(Wet)/300(Gel)	Dimensions LxWxH	mm	1630x940x1650
On board battery charger	-	//	Weight without batteries	kg	425
Batteries compartment LxWxH	mm	520x620x460	Weight with batteries	kg	785
Battery weight	kg	6x60	Packaging	cm	190x100x167

33

DURASCRUBB



DURASWEEP 255

INNOVATION IN CLEANING EQUIPMENT



Max sweeping range *mm* 550



Hopper capacity *l* 25



Coverage performance *m²/h* 1600



Motor power *W* //

DURASWEEP

Technical data

Maximum speed	Km/h	-	Supply	-	-
Maximum slope	%	-	Traction	-	-
Sweeping range with central brush	mm	550	Noise level	dB(A)	-
Sweeping range with 1 side brush	mm	-	Steering range	mm	-
Sweeping range with 2 side brushes	mm	-	Speed control	-	-
High dump	mm	-	Weight	kg	6,5
Dust control with water	-	-	Dimensions incl. handle LxWxH	cm	57x55,5x115
Filtering surface	m ²	-	Working time	h	-
Filtering shaker	V	-	Packaging	cm	55,5x22,7x59,8

34

DURASWEEP



DURASWEEP 475

INNOVATION IN CLEANING EQUIPMENT
TSM



Max sweeping range *mm* 750



Hopper capacity *l* 50



Coverage performance *m²/h* 2900



Motor power *W* //

DURASWEEP

Technical data

Maximum speed	Km/h	-	Supply	-	-
Maximum slope	%	-	Traction	-	-
Sweeping range with central brush	mm	750	Noise level	dB(A)	-
Sweeping range with 1 side brush	mm	-	Steering range	mm	-
Sweeping range with 2 side brushes	mm	-	Speed control	-	-
High dump	mm	-	Weight	kg	13,5
Dust control with water	-	-	Dimensions incl. handle LxWxH	cm	80x77x120
Filtering surface	m ²	-	Working time	h	-
Filtering shaker	V	-	Packaging	cm	84x28,5x78

35

DURASWEEP





Max sweeping range *mm* 770



Hopper capacity *l* 50



Coverage performance *m²/h* 2900



Motor power *W* //

Technical data

Maximum speed	Km/h	-	Supply	-	-
Maximum slope	%	-	Traction	-	-
Sweeping range with central brush	mm	770	Noise level	dB(A)	-
Sweeping range with 1 side brush	mm	-	Steering range	mm	-
Sweeping range with 2 side brushes	mm	-	Speed control	-	-
High dump	mm	-	Weight	kg	17,5
Dust control with water	-	-	Dimensions incl. handle LxWxH	cm	80x77x120
Filtering surface	m ²	-	Working time	h	-
Filtering shaker	V	-	Packaging	cm	84x30,5x86,5



DURASWEEP 73 BT

INNOVATION IN CLEANING EQUIPMENT
TSM



Max sweeping range *mm* 900



Hopper capacity *l* 45



Coverage performance *m²/h* 3400



Motor power *W* 600


DURASWEEP

Technical data

Maximum speed	Km/h	//	Supply	-	Battery 12V
Maximum slope	%	//	Traction	-	Mechanical
Sweeping range with central brush	mm	500	Noise level	dB(A)	70
Sweeping range with 1 side brush	mm	730	Steering range	mm	//
Sweeping range with 2 side brushes	mm	900	Speed control	-	//
High dump	mm	//	Weight without batteries	kg	85
Dust control with water	-	//	Dimensions LxWxH	cm	73x144x102
Filtering surface	m ²	3	Working time	h	>2:30
Filtering shaker	V	12 V	Packaging	cm	141x72x121,5

37

DURASWEEP



DURASWEEP 73 ST

INNOVATION IN CLEANING EQUIPMENT

TSM



Max sweeping range *mm* 900



Hopper capacity *l* 45



Coverage performance *m²/h* 3400



Motor power *W* 2100

DURASWEEP

Technical data

Maximum speed	Km/h	//	Supply	-	Fuel
Maximum slope	%	//	Traction	-	Mechanical
Sweeping range with central brush	mm	500	Noise level	dB(A)	82
Sweeping range with 1 side brush	mm	730	Steering range	mm	//
Sweeping range with 2 side brushes	mm	900	Speed control	-	//
High dump	mm	//	Weight without batteries	kg	85
Dust control with water	-	//	Dimensions LxWxH	cm	73x144x102
Filtering surface	m ²	3	Working time	h	?
Filtering shaker	V	Manual	Packaging	cm	141x72x121,5

38

DURASWEEP



DURASWEEP 108 E



Max sweeping range *mm* 1200



Hopper capacity *l* 70



Coverage performance *m²/h* 9000



Motor power *W* 750

DURASWEEP

Technical data

Maximum speed	Km/h	7,5	Supply	-	Battery 24V
Maximum slope	%	19	Traction	-	Electric 24V
Sweeping range with central brush	mm	700	Noise level	dB(A)	73
Sweeping range with 1 side brush	mm	1080	Steering range	mm	1280
Sweeping range with 2 side brushes	mm	1200	Speed control	-	V
High dump	mm	//	Weight without batteries	kg	280
Dust control with water	-	//	Dimensions LxWxH	cm	91x145x134
Filtering surface	m ²	4	Working time	h	>3:30
Filtering shaker	V	24	Packaging	cm	160x120x134

39

DURASWEEP



DURASWEEP 108 S

INNOVATION IN CLEANING EQUIPMENT



Max sweeping range *mm* 1200



Hopper capacity *l* 70



Coverage performance *m²/h* 9000



Motor power *W* 3600

DURASWEEP

Technical data

Maximum speed	Km/h	7,5	Supply	-	Fuel – GPL
Maximum slope	%	19	Traction	-	Electric 24V
Sweeping range with central brush	mm	700	Noise level	dB(A)	85
Sweeping range with 1 side brush	mm	1080	Steering range	mm	1280
Sweeping range with 2 side brushes	mm	1200	Speed control	-	V
High dump	mm	//	Weight without batteries	kg	395
Dust control with water	-	//	Dimensions LxWxH	cm	91x145x134
Filtering surface	m ²	4	Working time	h	?
Filtering shaker	V	24	Packaging	cm	160x120x134

40

DURASWEEP



DURASWEEP 109 E

INNOVATION IN CLEANING EQUIPMENT
TSM



Max sweeping range *mm* 1200



Hopper capacity *l* 80



Coverage performance *m²/h* 9000



Motor power *W* 750

DURASWEEP

Technical data

Maximum speed	Km/h	7,5	Supply	-	Battery 24V
Maximum slope	%	19	Traction	-	Electric 24V
Sweeping range with central brush	mm	700	Noise level	dB(A)	73
Sweeping range with 1 side brush	mm	1080	Steering range	mm	1280
Sweeping range with 2 side brushes	mm	1200	Speed control	-	//
High dump	mm	0 - 1400	Weight without batteries	kg	280
Dust control with water	-	//	Dimensions LxWxH	cm	91x160x146
Filtering surface	m ²	4	Working time	h	>3:30
Filtering shaker	V	24	Packaging	cm	160x120x134

41

DURASWEEP



DURASWEEP 109 S

INNOVATION IN CLEANING EQUIPMENT



Max sweeping range *mm* 1200



Hopper capacity *l* 80



Coverage performance *m²/h* 9000



Motor power *W* 3600

DURASWEEP

Technical data

Maximum speed	Km/h	7,5	Supply	-	Fuel – GPL
Maximum slope	%	19	Traction	-	Electric 24V
Sweeping range with central brush	mm	700	Noise level	dB(A)	84
Sweeping range with 1 side brush	mm	1080	Steering range	mm	1280
Sweeping range with 2 side brushes	mm	1200	Speed control	-	//
High dump	mm	0 - 1400	Weight without batteries	kg	440
Dust control with water	-	//	Dimensions LxWxH	cm	91x160x146
Filtering surface	m ²	4	Working time	h	?
Filtering shaker	V	24	Packaging	cm	160x120x134

42

DURASWEEP



DURASWEEP 110 E

INNOVATION IN CLEANING EQUIPMENT
TSM



Max sweeping range *mm* 1400



Hopper capacity *l* 100



Coverage performance *m²/h* 9100



Motor power *W* 4000

DURASWEEP

Technical data

Maximum speed	Km/h	6,5	Supply	-	Battery 36V
Maximum slope	%	19	Traction	-	Hydraulic
Sweeping range with central brush	mm	740	Noise level	dB(A)	73
Sweeping range with 1 side brush	mm	1100	Steering range	mm	1950
Sweeping range with 2 side brushes	mm	1400	Speed control	-	//
High dump	mm	1530	Weight without batteries	kg	658
Dust control with water	-	//	Dimensions LxWxH	cm	110x178x145
Filtering surface	m ²	4	Working time	h	>3:30
Filtering shaker	V	36	Packaging	cm	230x146x158

43

DURASWEEP



DURASWEEP 110 S

INNOVATION IN CLEANING EQUIPMENT
TSM



Max sweeping range *mm* 1400



Hopper capacity *l* 100



Coverage performance *m²/h* 9800



Motor power *W* 8200

DURASWEEP

Technical data

Maximum speed	Km/h	7	Supply	-	Fuel – GPL
Maximum slope	%	19	Traction	-	Hydraulic
Sweeping range with central brush	mm	740	Noise level	dB(A)	85
Sweeping range with 1 side brush	mm	1100	Steering range	mm	1950
Sweeping range with 2 side brushes	mm	1400	Speed control	-	//
High dump	mm	1530	Weight without batteries	kg	693
Dust control with water	-	//	Dimensions LxWxH	cm	110x178x145
Filtering surface	m ²	4	Working time	h	?
Filtering shaker	V	12	Packaging	cm	230x146x158

44

DURASWEEP



DURASWEEP 110 D

INNOVATION IN CLEANING EQUIPMENT

TSM



Max sweeping range *mm* 1400



Hopper capacity *l* 100



Coverage performance *m²/h* 9800



Motor power *W* 9900

DURASWEEP

Technical data

Maximum speed	Km/h	7	Supply	-	Diesel
Maximum slope	%	19	Traction	-	Hydraulic
Sweeping range with central brush	mm	740	Noise level	dB(A)	81
Sweeping range with 1 side brush	mm	1100	Steering range	mm	1950
Sweeping range with 2 side brushes	mm	1400	Speed control	-	//
High dump	mm	1530	Weight without batteries	kg	693
Dust control with water	-	//	Dimensions LxWxH	cm	110x178x145
Filtering surface	m ²	4	Working time	h	?
Filtering shaker	V	12	Packaging	cm	230x146x158

45

DURASWEEP



DURASWEEP 125 EH



Max sweeping range *mm* 1500



Hopper capacity *l* 350



Coverage performance *m²/h* 15000



Motor power *W* 4000

DURASWEEP

Technical data

Maximum speed	Km/h	10	Supply	-	Battery 36V
Maximum slope	%	19	Traction	-	Hydraulic
Sweeping range with central brush	mm	900	Noise level	dB(A)	73
Sweeping range with 1 side brush	mm	1250	Steering range	mm	1940
Sweeping range with 2 side brushes	mm	1500	Speed control	-	//
High dump	mm	1520	Weight without batteries	kg	950
Dust control with water	-	//	Dimensions LxWxH	cm	135x210x135
Filtering surface	m ²	8,5	Working time	h	>3:30
Filtering shaker	V	36	Packaging	cm	230x146x158

46

DURASWEEP



DURASWEEP 125 DK

INNOVATION IN CLEANING EQUIPMENT



Max sweeping range *mm* 1500



Hopper capacity *l* 350



Coverage performance *m²/h* 18000



Motor power *W* 14900

DURASWEEP

Technical data

Maximum speed	Km/h	12	Supply	-	Diesel-GPL
Maximum slope	%	19	Traction	-	Hydraulic
Sweeping range with central brush	mm	900	Noise level	dB(A)	84
Sweeping range with 1 side brush	mm	1250	Steering range	mm	1940
Sweeping range with 2 side brushes	mm	1500	Speed control	-	//
High dump	mm	1520	Weight without batteries	kg	950
Dust control with water	-	//	Dimensions LxWxH	cm	135x210x135
Filtering surface	m ²	8,5	Working time	h	?
Filtering shaker	V	12	Packaging	cm	230x146x158

47

DURASWEEP



DURASWEEP 170 E

INNOVATION IN CLEANING EQUIPMENT

TSM



Max sweeping range *mm* 1700



Hopper capacity *l* 400-500



Coverage performance *m²/h* 13600



Motor power *W* 4000

DURASWEEP

Technical data

Maximum speed	Km/h	8	Supply	-	Battery 36V
Maximum slope	%	19	Traction	-	Hydraulic
Sweeping range with central brush	mm	1000	Noise level	dB(A)	73
Sweeping range with 1 side brush	mm	1350	Steering range	mm	//
Sweeping range with 2 side brushes	mm	1700	Speed control	-	//
High dump	mm	1550	Weight without batteries	kg	1100
Dust control with water	-	V	Dimensions LxWxH	cm	235x145x134
Filtering surface	m ²	8	Working time	h	>3:30
Filtering shaker	V	36	Packaging	cm	235x145x134

48

DURASWEEP



DURASWEEP 170 GPL + S

INNOVATION IN CLEANING EQUIPMENT



Max sweeping range *mm* 1700



Hopper capacity *l* 400-500



Coverage performance *m²/h* 20000



Motor power *W* 14900

DURASWEEP

Technical data

Maximum speed	Km/h	12	Supply	-	Fuel - GPL
Maximum slope	%	19	Traction	-	Hydraulic
Sweeping range with central brush	mm	1000	Noise level	dB(A)	84
Sweeping range with 1 side brush	mm	1350	Steering range	mm	//
Sweeping range with 2 side brushes	mm	1700	Speed control	-	//
High dump	mm	1550	Weight without batteries	kg	1150
Dust control with water	-	V	Dimensions LxWxH	cm	235x145x134
Filtering surface	m ²	8	Working time	h	?
Filtering shaker	V	12	Packaging	cm	235x145x134

49

DURASWEEP



DURASWEEP 170 D

INNOVATION IN CLEANING EQUIPMENT

TSM



Max sweeping range *mm* 1700



Hopper capacity 1400-500



Coverage performance *m²/h* 20000



Motor power *W* 14900

DURASWEEP

Technical data

Maximum speed	Km/h	12	Supply	-	Diesel
Maximum slope	%	19	Traction	-	Hydraulic
Sweeping range with central brush	mm	1000	Noise level	dB(A)	84
Sweeping range with 1 side brush	mm	1350	Steering range	mm	//
Sweeping range with 2 side brushes	mm	1700	Speed control	-	//
High dump	mm	1550	Weight without batteries	kg	1150
Dust control with water	-	V	Dimensions LxWxH	cm	235x145x134
Filtering surface	m ²	8	Working time	h	?
Filtering shaker	V	12	Packaging	cm	235x145x134

50

DURASWEEP



DURAVAC BACK VACUUM B

INNOVATION IN CLEANING EQUIPMENT



Dry



Hopper capacity

l 6,5



Number of motors

N° 1



Motor power

W 300

Technical data

Motor number	num.	1	Nominal power	W	300
Motor stages	num.	single	Water lift	mm H ₂ O	1200
Voltage	V	24	Air flow	m ³ /h	54
Frequency	Hz	//	Sound pressure	dB(A)	//
Cooling - Vacuum type	type	forced air	Tank capacity	l	6,5
Maximum power	W	300	Weight	kg	3,8



51



DURAVAC BACK VACUUM E

INNOVATION IN CLEANING EQUIPMENT



Dry



Hopper capacity

l 6,5



Number of motors

N° 1



Motor power

W 1000

Technical data

Motor number	num.	1	Nominal power	W	1000
Motor stages	num.	single	Water lift	mm H ₂ O	2500
Voltage	V	220-240	Air flow	m ³ /h	90
Frequency	Hz	50/60	Sound pressure	dB(A)	66
Cooling - Vacuum type	type	forced air	Tank capacity	l	6,5
Maximum power	W	1050	Weight	kg	4,5

DURAVAC

52

DURAVAC



DURAVAC UPRIGHT

INNOVATION IN CLEANING EQUIPMENT

TSM



Max sweeping range *mm* 350



Hopper capacity *l* 6,5



Number of motors *N°* 2



Motor power *W* 1150


Technical data

Motor number	num.	2	Nominal power	W	1150
Motor stages	num.	single	Water lift	mm H ₂ O	2500
Voltage	V	220-240	Air flow	m ³ /h	90
Frequency	Hz	50/60	Sound pressure	dB(A)	66
Cooling - Vacuum type	type	thru flow	Tank capacity	l	6,5
Elektro brush power	W	150	Weight	kg	6,6
Cleaning path	mm	350			

DURAVAC

53

DURAVAC



DURAVAC DRY QUIET 21

INNOVATION IN CLEANING EQUIPMENT



Dry & quiet



Hopper capacity

/ 21



Number of motors

N° 1



Motor power

W 1150

Technical data

Motor number	num.	1	Nominal power	W	1000
Motor stages	num.	single	Water lift	mm H ₂ O	1350
Voltage	V	220-240	Air flow	m ³ /h	220
Frequency	Hz	50/60	Sound pressure	dB(A)	58
Cooling - Vacuum type	type	thru flow	Tank capacity	l	21
Maximum power	W	1150	Weight	kg	9,5

DURAVAC

54

DURAVAC



DURAVAC WHITE DRY 21

INNOVATION IN CLEANING EQUIPMENT



Dry for white room



Hopper capacity / 21



Number of motors N° 1



Motor power W 1150

Technical data

Motor number	num.	1	Nominal power	W	1000
Motor stages	num.	single	Water lift	mm H ₂ O	1350
Voltage	V	220-240	Air flow	m ³ /h	220
Frequency	Hz	50/60	Sound pressure	dB(A)	58
Cooling - Vacuum type	type	thru flow	Tank capacity	l	21
Maximum power	W	1150	Weight	kg	9,3

DURAVAC

55

DURAVAC



DURAVAC WET & DRY 21

INNOVATION IN CLEANING EQUIPMENT



PPL & INOX



Wet & dry



Hopper capacity

/ 21



Number of motors

N° 1



Motor power

W 1400

Technical data

Motor number	num.	1	Nominal power	W	1200
Motor stages	num.	double	Water lift	mm H ₂ O	2400
Voltage	V	220-240	Air flow	m ³ /h	215
Frequency	Hz	50/60	Sound pressure	dB(A)	60
Cooling - Vacuum type	type	by pass	Tank capacity	l	21/23
Maximum power	W	1400	Weight	kg	9,2/10,1

DURAVAC

56

DURAVAC



DURAVAC WET & DRY 37

INNOVATION IN CLEANING EQUIPMENT



PPL & INOX



Wet & dry



Hopper capacity / 37



Number of motors N° 1



Motor power W 1400


Technical data

Motor number	num.	1	Nominal power	W	1200
Motor stages	num.	double	Water lift	mm H ₂ O	2400
Voltage	V	220-240	Air flow	m ³ /h	215
Frequency	Hz	50/60	Sound pressure	dB(A)	60
Cooling - Vacuum type	type	by pass	Tank capacity	l	37
Maximum power	W	1400	Weight	kg	12,6/13,7

DURAVAC

57

DURAVAC



DURAVAC WET & DRY 76 P

INNOVATION IN CLEANING EQUIPMENT



PPL & INOX



Wet & dry



Hopper capacity

l 76



Number of motors

N° 2



Motor power

W 2600

Technical data

Motor number	num.	2	Nominal power	W	2300
Motor stages	num.	double	Water lift	mm H ₂ O	2400
Voltage	V	220-240	Air flow	m ³ /h	430
Frequency	Hz	50/60	Sound pressure	dB(A)	67
Cooling - Vacuum type	type	by pass	Tank capacity	l	77/76
Maximum power	W	2600	Weight	kg	21,2/23

DURAVAC

58

DURAVAC



DURAVAC WET & DRY 76 PP

INNOVATION IN CLEANING EQUIPMENT



Wet & dry



Hopper capacity

l 76



Number of motors

N° 3



Motor power

W 3600

Technical data

Motor number	num.	3	Nominal power	W	3150
Motor stages	num.	double	Water lift	mm H ₂ O	2400
Voltage	V	220-240	Air flow	m ³ /h	645
Frequency	Hz	50/60	Sound pressure	dB(A)	68
Cooling - Vacuum type	type	by pass	Tank capacity	l	77/76
Maximum power	W	3600	Weight	kg	23/25

DURAVAC

59

DURAVAC



DURAVAC WET & DRY 76 TIP

INNOVATION IN CLEANING EQUIPMENT



Wet & dry



Hopper capacity / 76



Number of motors N° 1



Motor power W 1400

Technical data

Motor number	num.	1	Nominal power	W	1200
Motor stages	num.	double	Water lift	mm H ₂ O	2400
Voltage	V	220-240	Air flow	m ³ /h	215
Frequency	Hz	50/60	Sound pressure	dB(A)	65
Cooling - Vacuum type	type	by pass	Tank capacity	l	77/76
Maximum power	W	1400	Weight	kg	23/25

DURAVAC

60

DURAVAC



DURAVAC WET & DRY 76 TIP P

INNOVATION IN CLEANING EQUIPMENT



PPL & INOX



Wet & dry



Hopper capacity / 76



Number of motors N° 2



Motor power W 2600

Technical data

Motor number	num.	2	Nominal power	W	2300
Motor stages	num.	double	Water lift	mm H ₂ O	2400
Voltage	V	220-240	Air flow	m ³ /h	430
Frequency	Hz	50/60	Sound pressure	dB(A)	67
Cooling - Vacuum type	type	by pass	Tank capacity	l	77/76
Maximum power	W	2600	Weight	kg	25/27

DURAVAC

61

DURAVAC



DURAVAC WET & DRY 76 TIP PP

INNOVATION IN CLEANING EQUIPMENT



Wet & dry



Hopper capacity / 76



Number of motors N° 3



Motor power W 3300

Technical data

Motor number	num.	3	Nominal power	W	2900
Motor stages	num.	double	Water lift	mm H ₂ O	2250
Voltage	V	220-240	Air flow	m ³ /h	510
Frequency	Hz	50/60	Sound pressure	dB(A)	68
Cooling - Vacuum type	type	by pass	Tank capacity	l	77/76
Maximum power	W	3300	Weight	kg	27,1/29

DURAVAC

62

DURAVAC



DURAVAC INJECT & EXTRACT 21

INNOVATION IN CLEANING EQUIPMENT



Wet & dry



Hopper capacity / 21



Number of motors N° 1



Motor power W 1250

Technical data

Motor number	num.	1	Air flow	m³/h	215
Motor stages	num.	double	Sound pressure	dB(A)	60
Voltage	V	220-240	Tank capacity	l	21
Frequency	Hz	50/60	Capacity pump	l/min	0,8
Cooling - Vacuum type	type	by pass	Lift pump	bar	2
Maximum power	W	1250	Pump power	W	48
Nominal power	W	1100	Solution tank	l	8
Water lift	mm H ₂ O	2250	Weight	kg	16,8/17,9



63





Steam & wet & dry



Working pressure *bar* 4,5



Steam temperature *°C* 140



Motor power *W* 3050

Technical data

Voltage	V	220-240	Steam temperature in the boiler	°C	140
Frequency	Hz	50/60	Pmax vacuum	W	1250
Boiler capacity	l	2,2	Satinless tank capacity	l	22
Boiler power	W	900 + 900	Water tank capacity	l	8
Working pressure	bar	4,5	Weight	kg	22

DURASTEAM



DURASTEAM 22 PLUS



Steam & wet & dry



Working pressure bar 6,0



Steam temperature °C 180



Motor power W 4400

Technical data

Voltage	V	220-240	Steam temperature in the boiler	°C	180
Frequency	Hz	50/60	Pmax vacuum (double stage)	W	1400
Boiler capacity	l	5	Satinless tank capacity	l	22
Boiler power	W	1500 + 1500	Water tank capacity	l	10
Working pressure	bar	6,0	Detergent tank capacity	l	10
			Weight	kg	45

65

DURASTEAM

DURASTEAM



DURAHIP C1000

INNOVATION IN CLEANING EQUIPMENT

TSM



Cold water



Water flow

l/min 7



Pressure

bar 120



Motor power

W 1600

Technical data

Pressure	bar	120	RPM pump	Rpm	2800
Water flow	<i>l/min</i>	7	Temperature H ₂ O in	°C	max 45
Voltage	V	230	Temperature H ₂ O out	°C	max 45
Frequency	Hz	50	Weight	kg	19,5
Power	W	1600	Dimensions (L x W x H)	cm	34 x 34 x 70

66

DURAHIP



DURAHIP

DURAHIP C2000

INNOVATION IN CLEANING EQUIPMENT

TSM



Cold water



Water flow

l/min 10



Pressure

bar 140



Motor power

W 3000

Technical data

Pressure	bar	140	RPM pump	Rpm	2800
Water flow	<i>l/min</i>	10	Temperature H ₂ O in	°C	max 45
Voltage	V	230	Temperature H ₂ O out	°C	max 45
Frequency	Hz	50	Weight	kg	33
Power	W	3000	Dimensions (L x W x H)	cm	54 x 45 x 57

67

DURAHIP



DURAHIP

DURAHIP H1000

INNOVATION IN CLEANING EQUIPMENT

TSM



Hot water



Water flow

l/min 7



Pressure

bar 120



Motor power

W 1600

Technical data

Pressure	bar	120	RPM pump	Rpm	2800
Water flow	<i>l/min</i>	7	Temperature H ₂ O in	°C	max 30
Voltage	V	230	Temperature H ₂ O out	°C	max 90
Frequency	Hz	50	Weight	kg	69
Power	W	1600	Dimensions (L x W x H)	cm	95 x 60 x 85

68

DURAHIP



DURAHIP

DURAHIP H2000

INNOVATION IN CLEANING EQUIPMENT

TSM



Hot water



Water flow

l/min 10



Pressure

bar 140



Motor power

W 3000

Technical data

Pressure	bar	140	RPM pump	Rpm	2800
Water flow	l/min	10	Temperature H ₂ O in	°C	max 30
Voltage	V	230	Temperature H ₂ O out	°C	max 90
Frequency	Hz	50	Weight	kg	90
Power	W	3000	Dimensions (L x W x H)	cm	87 x 59 x 65

69

DURAHIP



DURAHIP

DURASHINE 13



Scrubbing path

mm 330



Solution tank

l 12



Motor power

N° 600



Brush rpm

rpm 154

Technical data

Brush size	mm	330	Voltage	V	220
Brush rpm	Rpm	154	Brush motor (nominal power)	W	600
Brush pressure/weight	Kg	35	Dimensions LxWxH	cm	112x42x34
Solution tank	l	12	Packaging	cm	

70

DURASHINE



DURASHINE



Scrubbing path *mm* 430



Solution tank *l* 12



Motor power *N°* 1300



Brush rpm *rpm* 154

Technical data

Brush size	mm	430	Voltage	V	220
Brush rpm	Rpm	154	Brush motor (nominal power)	W	1300
Brush pressure/weight	Kg	40	Dimensions LxWxH	cm	120x54x43
Solution tank	l	12	Packaging	cm	

71





DURASHINE



DURASHINE

DURASHINE 17 HD



- 
Scrubbing path *mm* 430
- 
Solution tank *l* 12
- 
Motor power *N°* 1600
- 
Brush rpm *rpm* 154

Technical data

Brush size	mm	430	Voltage	V	220
Brush rpm	Rpm	154	Brush motor (nominal power)	W	1600
Brush pressure/weight	Kg	40	Dimensions LxWxH	cm	120x54x43
Solution tank	l	12	Packaging	cm	

72





DURASHINE



DURASHINE

DURASHINE 17 FAST



- 
Scrubbing path *mm* 430
- 
Solution tank *l* 12
- 
Motor power *N°* 1600
- 
Brush rpm *rpm* 320

Technical data

Brush size	mm	430	Voltage	V	220
Brush rpm	Rpm	154	Brush motor (nominal power)	W	1600
Brush pressure/weight	Kg	40	Dimensions LxWxH	cm	120x54x43
Solution tank	l	12	Packaging	cm	

73

DURASHINE



DURASHINE

The experience, the know-how and the passion have been the main drivers of the Company's growth. Now it's time to step forward and face the world's challenge, offering high level cleaning solutions. With this targets TSM introduces a strategic change presenting the new GRANDE BRIO, a scrubber drier range whole made in Italy, which involves innovations into original cleaning solutions and designs.



Technological Systems by Moro S.r.l.

Via F.lli Zambon, 9
Z.I. Praturrone
33080 Fiume Veneto (PN)
ITALY

Tel.: +39 434 564167
Fax: +39 434 954069
Web: www.tsmitaly.com
Email: marketing@tsmitaly.com